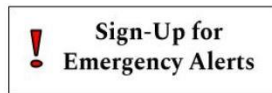


## Signing up for RAVE Text Alerts

- On the Highland website ([www.highlandcc.edu](http://www.highlandcc.edu)) scroll to the bottom of the main page.
- Click on “Emergency Directory” just under the HCC logo.



- Click on the box at the top of the page to sign up for alerts.



- Click “REGISTER” and follow the instructions to create an account – you must use your Highland email address to create an account, so be sure you are able to get into your Highland email before you start to register.



CHANGE SITE REGISTER

### Please Log In

[Forgot your username?](#)

[Forgot your password?](#)

### Campus Alerts & Notifications for Highland Community College


Highland Community College uses the RaveAlert platform to communicate via text to any and all subscribers. Subscribers may choose to receive text alerts from the Highland Community College and/or any regional site and may also choose to receive emergency messages only (i.e. Cancellations, closings, etc.) and/or general HCC news. There are also groups for those who want to keep up with athletics or student life.

To sign up, please click the 'Register' button at the top-right side of the page, and create a new account (MyHCC login information will not work, a new account must be created when signing up). After your account is created, you can log in at any time to update your contact information and subscription groups.

[Click here for instructions on how to register correctly.](#)

**Important:** You must join the groups you wish to receive alerts for after creating an account (ex: Highland Campus - Cancellations & Alerts) in order to receive any notifications. You will not receive any alerts if you do not join any groups.

- Once registration is complete, click the “Groups” tab at the top of your account.




- Click the magnifying glass button to the right of each group you wish to join.

Group	Member	Tech Center - Cancellations and Alerts	<input type="checkbox"/>	<input type="checkbox"/>	<input type="text" value=""/>	<input type="button" value="🔍"/>
Group	Member	Tech Center - News and Events				<input type="button" value="🔍"/>

- Scroll down the page and click "Join" next to group status, then click on the "Groups" tab at the top to return to the main list. Be sure to join BOTH Tech Center groups!

My Account | **Groups** | Opt-In Lists

My Groups | Find Groups

Tech Center - Cancellations and Alerts	Description	Permissions								
	<p>Emergency notifications (including weather closures and class cancellations) for the Tech Center in Atchison.</p> <table border="1" style="width: 100%; border-collapse: collapse;"> <tr> <td>Official:</td> <td style="text-align: right;">Yes</td> </tr> <tr> <td>Keyword:</td> <td style="text-align: right;">TechCenterAlert</td> </tr> <tr> <td>Alert by Text:</td> <td style="text-align: right;">No</td> </tr> <tr> <td>Alert by Email:</td> <td style="text-align: right;">No</td> </tr> </table>	Official:	Yes	Keyword:	TechCenterAlert	Alert by Text:	No	Alert by Email:	No	<div style="border: 1px solid #ccc; padding: 5px; background-color: #f9f9f9;">           You are not a member of this Group.         </div>
Official:	Yes									
Keyword:	TechCenterAlert									
Alert by Text:	No									
Alert by Email:	No									

**Actions**

Group status: Join

- Since HCC email addresses are required to create an account, students can add parent phone numbers and/or email addresses if they wish to receive alerts as well.

### Mobile Phones

(1) Confirmed

### Email

Registration email:  
ajohnson@highlandcc.edu